



# The Flypaper

The Newsletter of  
**The Carson Fly Fishing Club**

P.O. Box 3163, Carson City NV 89702-3163

Volume 204 - - March 2018

## **March President's Message**

We had a good turnout for our February fishout and barbeque at Hinkson Slough. Unfortunately the wind was successful in chasing us off the water early. Those who stayed for the barbeque were in luck; we were able to find a sheltered area to light the barbeque. The fishing was much better the following weekend for those who were able to make it back, so our March fishout will be at Hinkson Slough as well. It will be on March 10<sup>th</sup>. Catching is always much better than just fishing.

We are having a Tier's Cabin at my house on Wednesday, March 7<sup>th</sup> at 7:00 PM. We will be tying the Hinkson Special. Call me for directions 775-230-3975, or see map at end of the newsletter.

We have come up with dates for future fishouts. Be sure to check the website calendar for those dates and locations. We have also set a date for our Annual Banquet at Gold Dust West in Carson City, November 17, 2018. Mark your calendars...you don't want to miss it!

We have our webpage updated and running. Don't forget to ask about uploading pictures, if you haven't already. In the meantime, you can check it out at [www.carsonflyfish.club](http://www.carsonflyfish.club) (please note the change in the web address).

Our next general meeting will be on Tuesday, March 13<sup>th</sup>, at the Carson City Airport Administration Building, 7:00 PM. Be sure to ask Bill Hammons when you see him about a special event happening at Crowley Lake on August 18<sup>th</sup>, 2018. Don't forget that we're still doing the Fly-FFLE at our general meeting; bring 2 flies. One will be put into our general raffle and the second fly will go into a separate drawing for those members who tied the flies.

This will be the last newsletter you will receive if you haven't yet joined the club. There is an application you can complete under the membership heading of the website, or signups can be done at our general meeting on the 13<sup>th</sup>. Come support your club!

Hope to see you at the meeting and/or on the water! David Conklin

\*\*\*\*\*

**Remember To Renew Your Nevada  
Fishing License - They Expired 2/28.**

\*\*\*\*\*

**The next general meeting is Tuesday  
March 13<sup>th</sup>**

**Mike Anderson from the Reno Fly Shop will be our guest  
speaker. He is going to talk about fishing and entomology on  
the Truckee River, as well as on Pyramid Lake.**

**Bring a pair of flies for the  
\*\*\*FLY-FFLE\*\*\***

**What's the 'Fly-ffle'???**

All fly tiers are encouraged to bring a pair of flies for the 'Fly-ffle' drawing. One fly goes into a bucket and a ticket is drawn for those attending who bought tickets toward the general raffle prizes. The second fly goes into a separate drawing for those members who contributed flies toward the Fly-ffle. All levels of tiers are welcome to participate. We have shared this idea with other IFFF club's and many in Southern California have now made this a part of their meetings.

\*\*\*\*\*

## CFFC Board

President Dave Conklin

Vice President Tim Rowe

Treasurer Ken Briscoe

Secretary Rob Brehm

### Board Members:

Stan Zuber

Paul McIlwee

Ed Latour

Ernie Walsh

Vic Akopian

Bill Hammons

John Walsh

---

## *Upcoming Fishouts*

*March 13, 2018 Hinkson Slough*

*April 14, 2018 Pyramid (beach to be determined)*

*May 19, 2018 Frenchman's/overnight camping at Spring Creek Campground*

*June Indian Creek*

---

*Don't forget...you can access the club roster on the website and call a fellow member to go...*

***Fishing!!***

# FLY RECIPE AND TYING DEMO/JASON KOOP

## Grizzly Stem Midge

This fly works very well at Hinkson Slough under an indicator. The stripped grizzly stem makes for a lifelike variegated body.

---

### Material List

**Hook:** Size #14 or #16 TMC 200R or Orvis 122J hook

**Thread:** Black Thread

**Body:** Large stripped stem from a grizzly neck


**Wing case and gills:** White poly yarn

**Thorax:** Peacock herl


---



1) Strip barbs from long grizzly neck hackle feather.



2) Attach stem with a smooth layer of thread.



3) Apply small amount of Zap a Gap, before winding stem to the 3/4 mark.



4) Tie in poly yarn and wind thread over cut ends.



5) Attach two peacock herls and wind thread to the hook eye.



- 6) Wind peacock herl just short of the eye and bind down with three wraps of thread.



- 7) Pull poly forward over the peacock and apply two tight wraps of thread at the eye. Lift the poly up and apply two tight wraps of thread at the eye under the poly. Whip finish and clip thread.



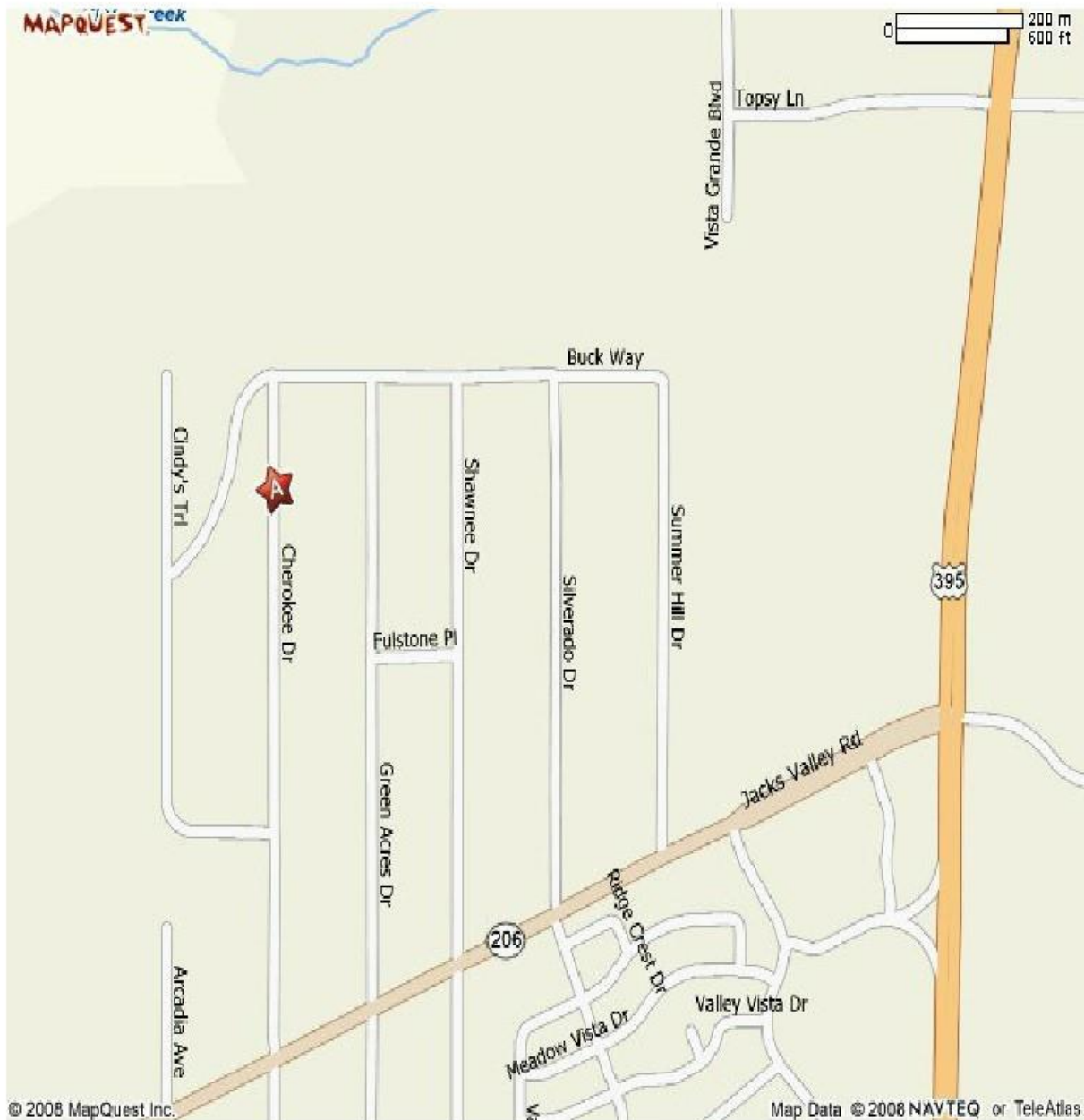
8) Lift the poly and trim to form the finished gills over the hook eye.



9) A bead head midge can also be made using the stripped grizzly stem.



# Tiers Cabin



**Hwy 395 south, turn right on Jacks Valley Road (at Target shopping center). Fifth street on your right is Cherokee Drive. Last house on the right.**

**3679 Cherokee Drive Dave/230-3975, Deb/230-3974**



